












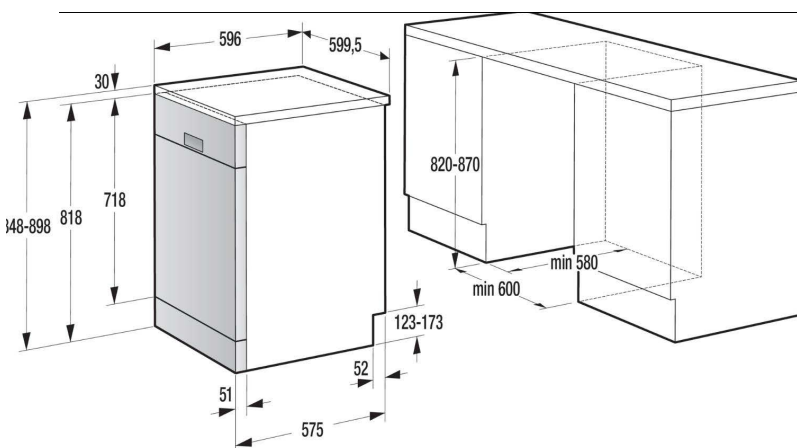
GS65160X

gorenje
Life Simplified

Freestanding dishwasher



-  16 place settings
-  15min SpeedWash
-  TotalDry
-  SmartFlex
- SelfCleaning filter
-  StartDelay
-  XXL inox
-  Total AquaStop
-  Hot water connection
-  Adjustable baskets
-  AutoProgramme
-  QuickIntensive



Energy class: **A+++**

Max. temperature of incoming water: **70 °C**

Motor: **Asynchronous single phase motor**

Selected programme indicator

Control: **Button**

Sensors: **Clear water sensor, Load sensor**

Main Washing temperature(s): **70, 65, 55, 45, 35 °C**

5 programmes: Automatic programme; Intensive programme; Eco programme; Rinsing; Quick programme 20

Reference programme: **3**

16 place settings

Memory programme

QuickIntensive programme

Automatic programme

SpeedWash function

Half load

TotalDry – automatic door opening

Selected programme indicator

Visual indicator for wash finish on control panel

Time remaining indicator: **Time remaining indicator**

Door panel installation options: **Not possible**

Up to 24 hours

Number of baskets: **3**

Upper basket system: **MultiClack**

Foldable bottom plate baskets

Number of water jet levels: **5**

Number of spray arms: **3**

Selfcleaning filter

Upper basket: **Wide mesh base; Handle with plastic logotype; Foldable left CupHolder; Foldable right CupHolder; Wide knife stand; One foldable glass support**

Lower basket: **Wide mesh base; Handle with plastic logotype; Foldable/divisible rear pin row**

Top tray: **With telescopic rails; Handle with plastic logotype**

Overflow protection: **Total AquaStop**

Service diagnostics

Stainless steel tub

Water consumption: **9.5 l**

Energy consumption - label program: **0.86 kWh**

Estimated annual water consumption: **2,660 l**

Noise level: **45 dB(A)re 1 pW**

Height setting: **50 mm**

Dimensions (W×H×D): **60 × 84.8 × 59.6 cm**

Dimensions of packed product (W×H×D): **64 × 92 × 66.5 cm**

Net weight: **53.5 kg**

Gross weight: **56.1 kg**

Consumption in standby mode: **0.49 W**

Connected load: **1,900 W**

Nominal current of fuse: **10 amp**

Product code: **538878**

EAN code: **3838942111075**



<https://eg.gorenje.com/en/product/538878>